



## Population Health

*An independent HealthLeaders Media survey supported by*

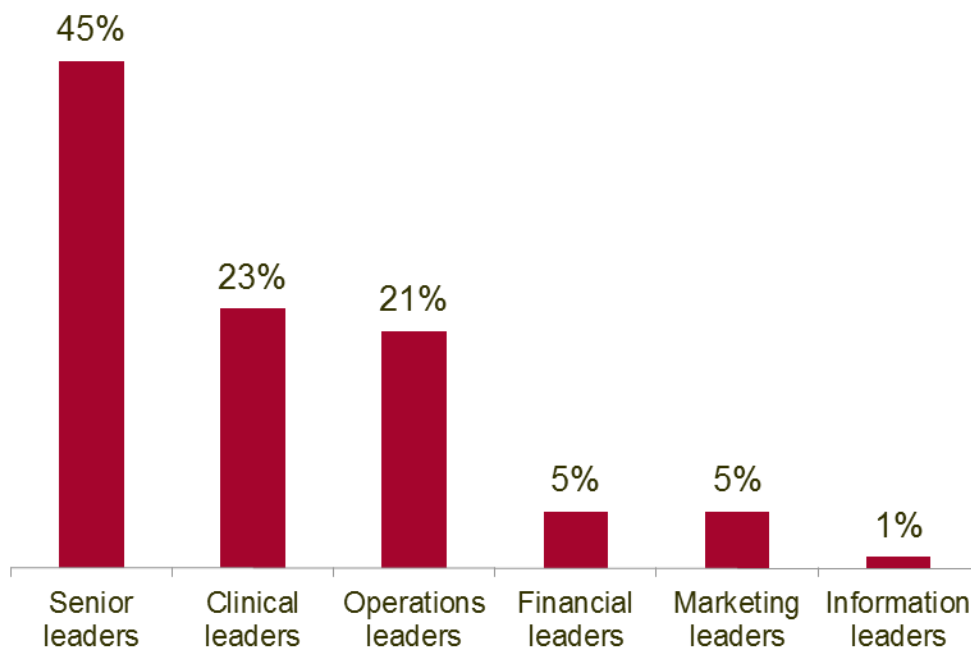


## Methodology

- A three-question survey on population health was sent to members of the HealthLeaders Media Council in January 2016
- The HealthLeaders Media Council comprises executives from healthcare provider organizations who collectively deliver the most unbiased industry intelligence available
- A total of 161 completed surveys are included in the analysis
- The margin of error for a base of 161 is +/-7.7% at the 95% confidence interval

# Respondent Profile

## Respondent Profile – Title



Base = 161

### Senior leaders

CEO, Administrator, Chief Operations Officer, Chief Medical Officer, Chief Financial Officer, Executive Dir., Partner, Board Member, Principal Owner, President, Chief of Staff, Chief Information Officer, Chief Nursing Officer, Chief Medical Information Officer

### Clinical leaders

Chief of Cardiology, Chief of Neurology, Chief of Oncology, Chief of Orthopedics, Chief of Radiology, Dir. of Ambulatory Services, Dir. of Clinical Services, Dir. of Emergency Services, Dir. of Inpatient Services, Dir. of Intensive Care Services, Dir. of Nursing, Dir. of Rehabilitation Services, Service Line Director, Dir. of Surgical/Perioperative Services, Medical Director, VP Clinical Informatics, VP Clinical Quality, VP Clinical Services, VP Medical Affairs (Physician Mgmt/MD), VP Nursing

### Operations leaders

Chief Compliance Officer, Chief Purchasing Officer, Asst. Administrator, Chief Counsel, Dir. of Patient Safety, Dir. of Purchasing, Dir. of Quality, Dir. of Safety, VP/Dir. Compliance, VP/Dir. Human Resources, VP/Dir. Operations/Administration, Other VP

### Financial leaders

VP/Dir. Finance, HIM Director, Director of Case Management, Director of Patient Financial Services, Director of RAC, Director of Reimbursement, Director of Revenue Cycle

### Marketing leaders

VP/Dir. Marketing/Sales, VP/Dir. Media Relations

### Information leaders

Chief Technology Officer, VP/Dir. Technology/MIS/IT

## Respondent Profile – Employment

*Which of the following best describes your place of employment?*

	Percent
Hospital	37%
Health system	34%
Physician org	15%
Long-term care/SNF	7%
Health plan/insurer	4%
Government, education/academic	2%
Ancillary, allied provider	2%

**Base = 161**

## Respondent Profile – Size of Organization

Number of beds

	Percent
1–199	49%
200–499	31%
500+	20%
<b>Base = 59 (hospitals)</b>	

Number of sites

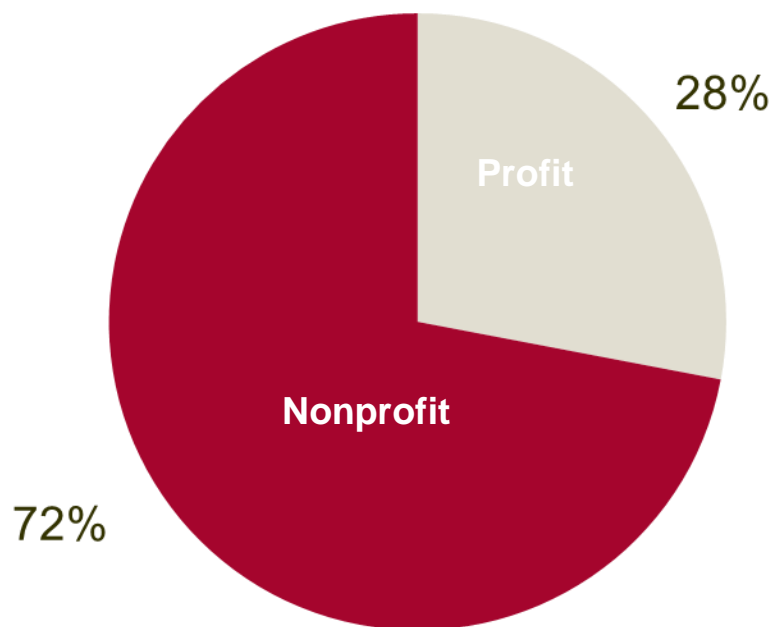
	Percent
1–5	20%
6–20	31%
21–49	48%
<b>Base = 54 (health systems)</b>	

Number of physicians

	Percent
1–9	42%
10–49	25%
50+	33%
<b>Base = 24 (physician orgs)</b>	

## Respondent Profile – Type of Organization

*Which best describes your type of organization?*



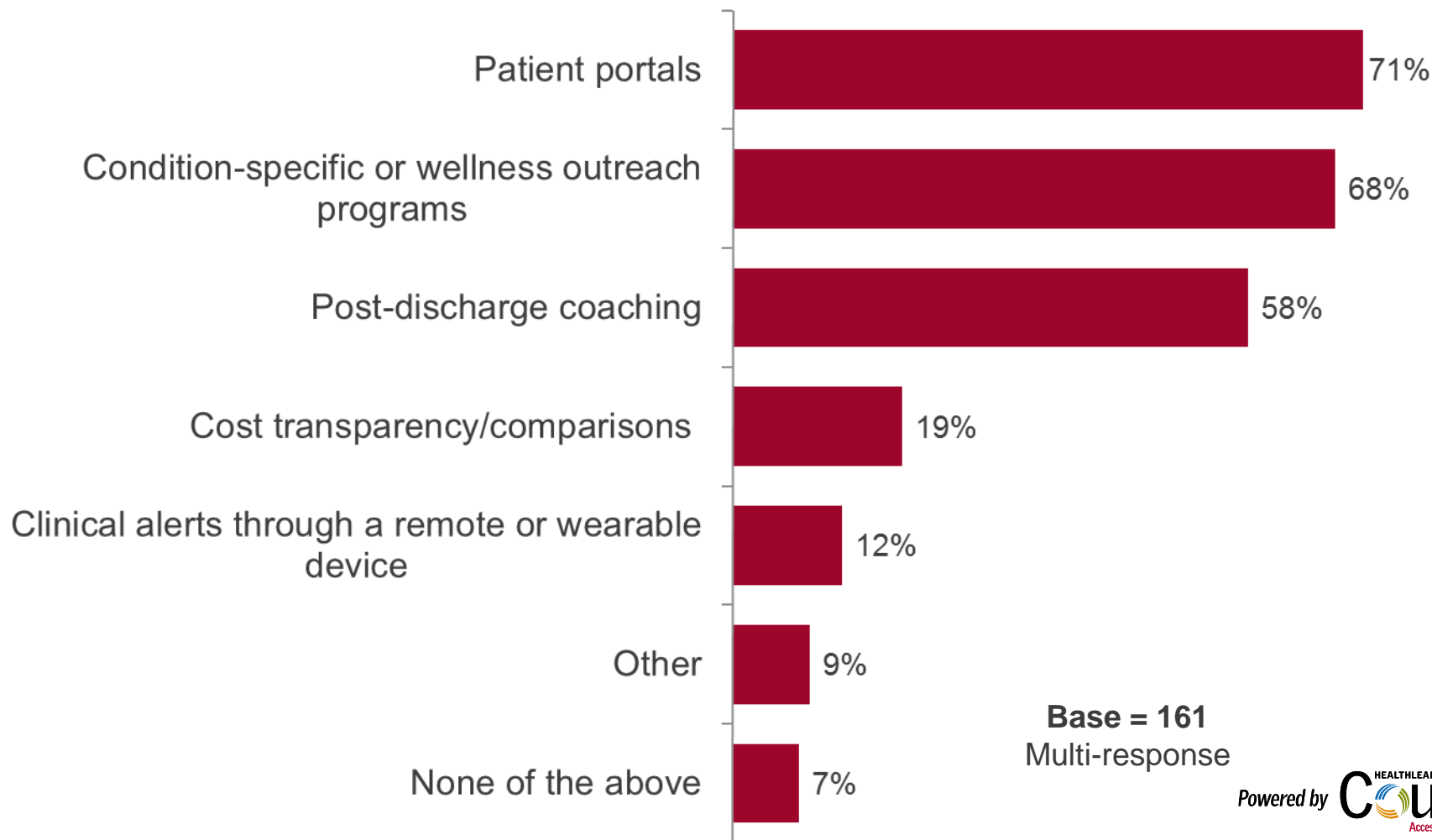
Base = 161

# Survey Results



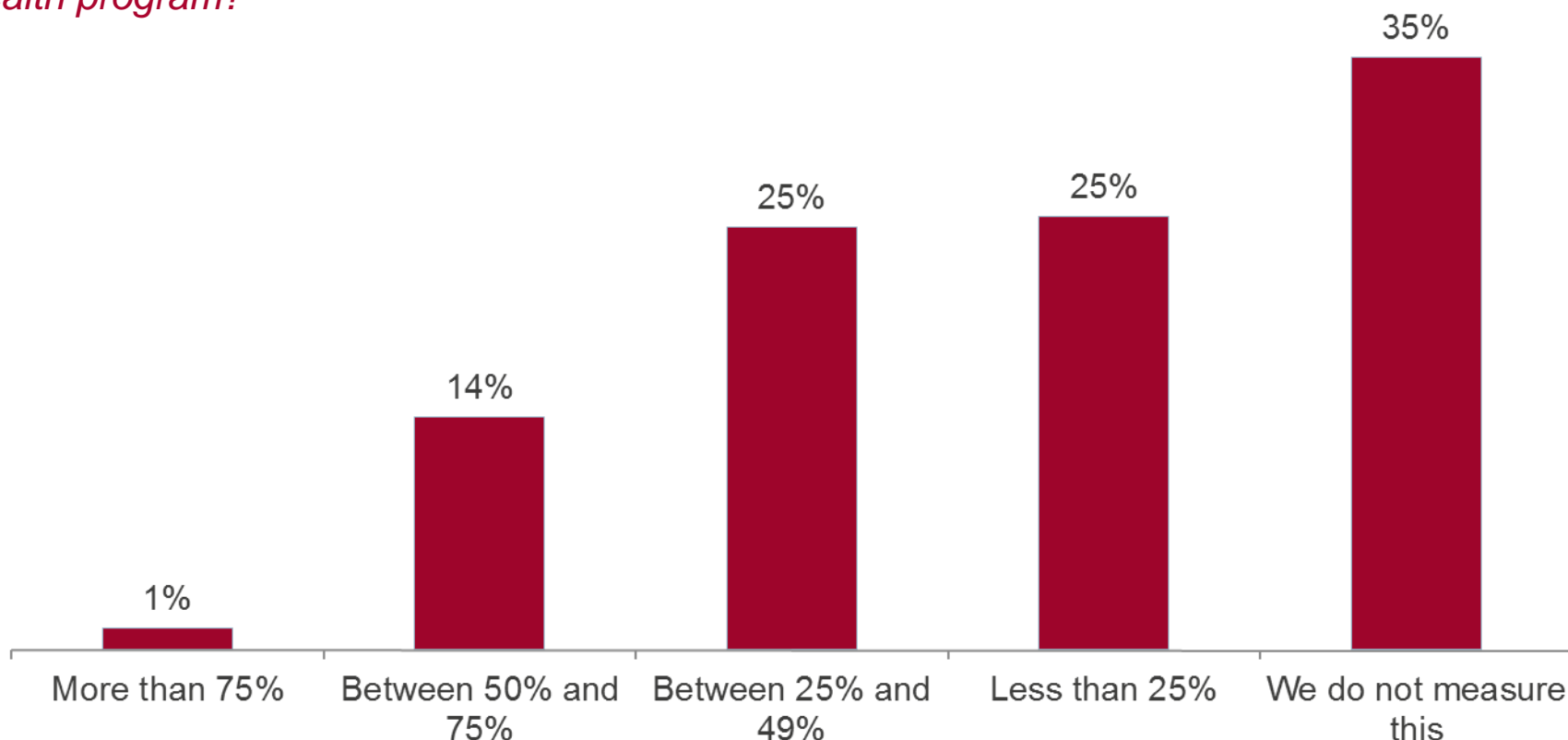
# Population Health Tools Used to Engage Patients

*What kind of tools does your organization use to engage patients in population health?*



## Percentage of High-Risk Population Engaged in Health Program

*What percentage of your high-risk/high-utilization population is currently engaged in a population health program?*



Base = 161

## Greatest Obstacle to Patient Engagement Goals

*What is your organization's biggest obstacle to reaching its patient engagement goals?*

