

HealthLeaders^{Media} | Intelligence



Clinical Documentation Improvement Buzz Survey May 2015

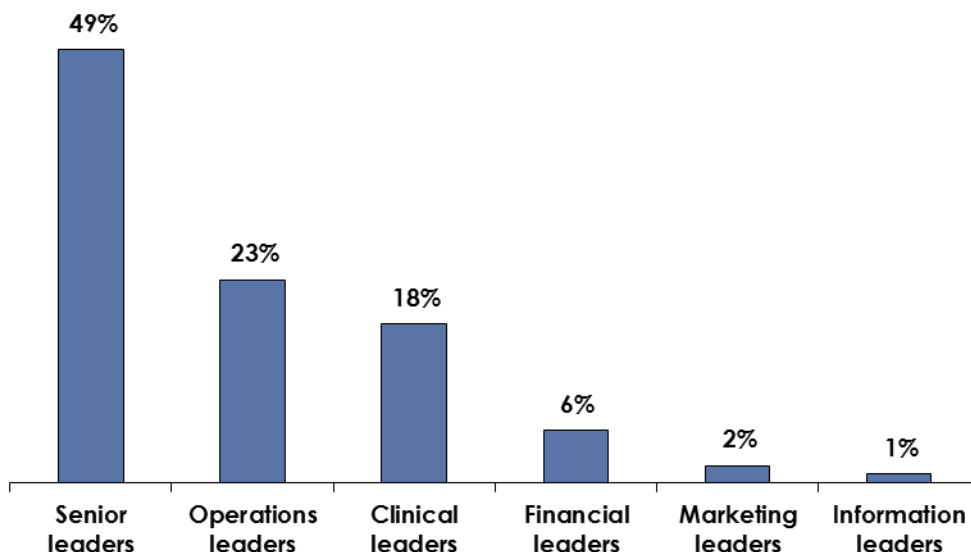


Methodology

- A three-question survey on clinical documentation improvement was sent to members of the HealthLeaders Media Council in May 2015
- The HealthLeaders Media Council comprises executives from healthcare provider organizations who collectively deliver the most unbiased industry intelligence available
- A total of 149 completed surveys are included in the analysis
- The margin of error for a base of 149 is +/-8.0% at the 95% confidence interval

Respondent Profile

Respondent Profile – Title



Base = 149

Senior leaders

CEO, Administrator, Chief Operations Officer, Chief Medical Officer, Chief Financial Officer, Executive Dir., Partner, Board Member, Principal Owner, President, Chief of Staff, Chief Information Officer, Chief Nursing Officer, Chief Medical Information Officer

Clinical leaders

Chief of Cardiology, Chief of Neurology, Chief of Oncology, Chief of Orthopedics, Chief of Radiology, Dir. of Ambulatory Services, Dir. of Clinical Services, Dir. of Emergency Services, Dir. of Inpatient Services, Dir. of Intensive Care Services, Dir. of Nursing, Dir. of Rehabilitation Services, Service Line Director, Dir. of Surgical/Perioperative Services, Medical Director, VP Clinical Informatics, VP Clinical Quality, VP Clinical Services, VP Medical Affairs (Physician Mgmt/MD), VP Nursing

Operations leaders

Chief Compliance Officer, Chief Purchasing Officer, Asst. Administrator, Chief Counsel, Dir. of Patient Safety, Dir. of Purchasing, Dir. of Quality, Dir. of Safety, VP/Dir. Compliance, VP/Dir. Human Resources, VP/Dir. Operations/Administration, Other VP

Financial leaders

VP/Dir. Finance, HIM Director, Director of Case Management, Director of Patient Financial Services, Director of RAC, Director of Reimbursement, Director of Revenue Cycle

Marketing leaders

VP/Dir. Marketing/Sales, VP/Dir. Media Relations

Information leaders

Chief Technology Officer, VP/Dir. Technology/MIS/IT



Respondent Profile – Employment

Which of the following best describes your place of employment?

	Percent
Hospital	47%
Health system	28%
Physician org	11%
Long-term care/SNF	7%
Health plan/insurer	4%
Ancillary, allied provider	3%
Government, education/academic	1%

Base = 149



Respondent Profile – Size of Organization

Number of beds

	Percent
1–199	54%
200–499	33%
500+	13%
Base = 70 (hospitals)	

Number of sites

	Percent
1–5	15%
6–20	32%
21–49	54%
Base = 41 (health systems)	

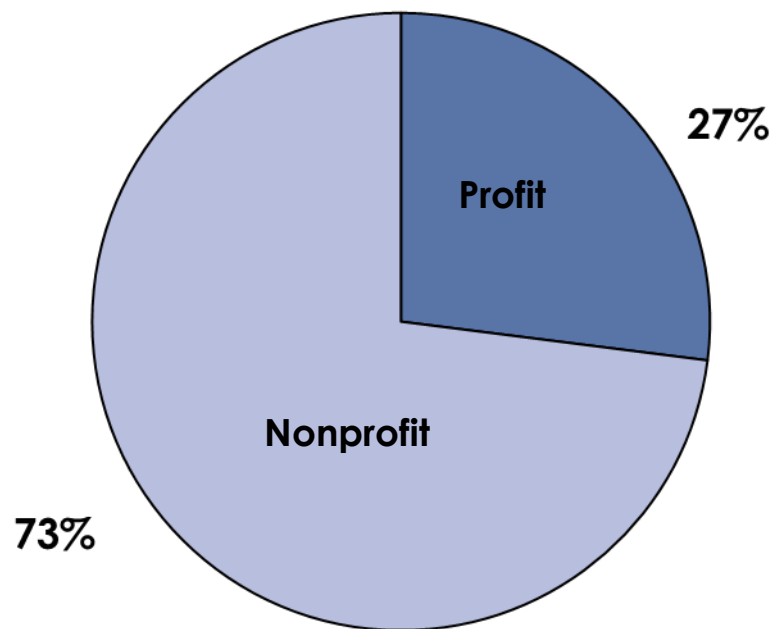
Number of physicians

	Percent
1–9	31%
10–49	38%
50+	31%
Base = 16 (physician orgs)	



Respondent Profile – Type of Organization

Which best describes your type of organization?

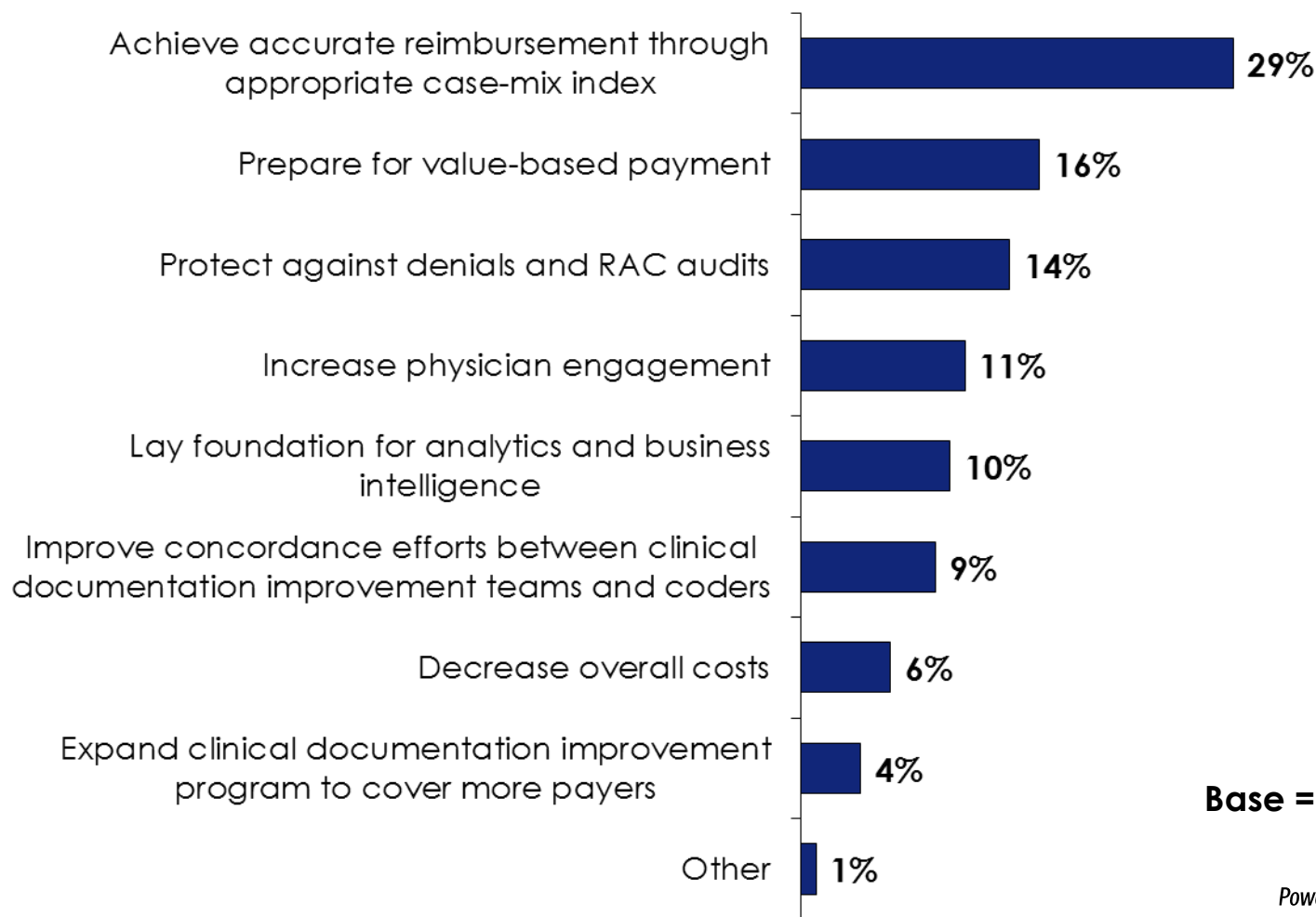


Base = 149

Survey Results

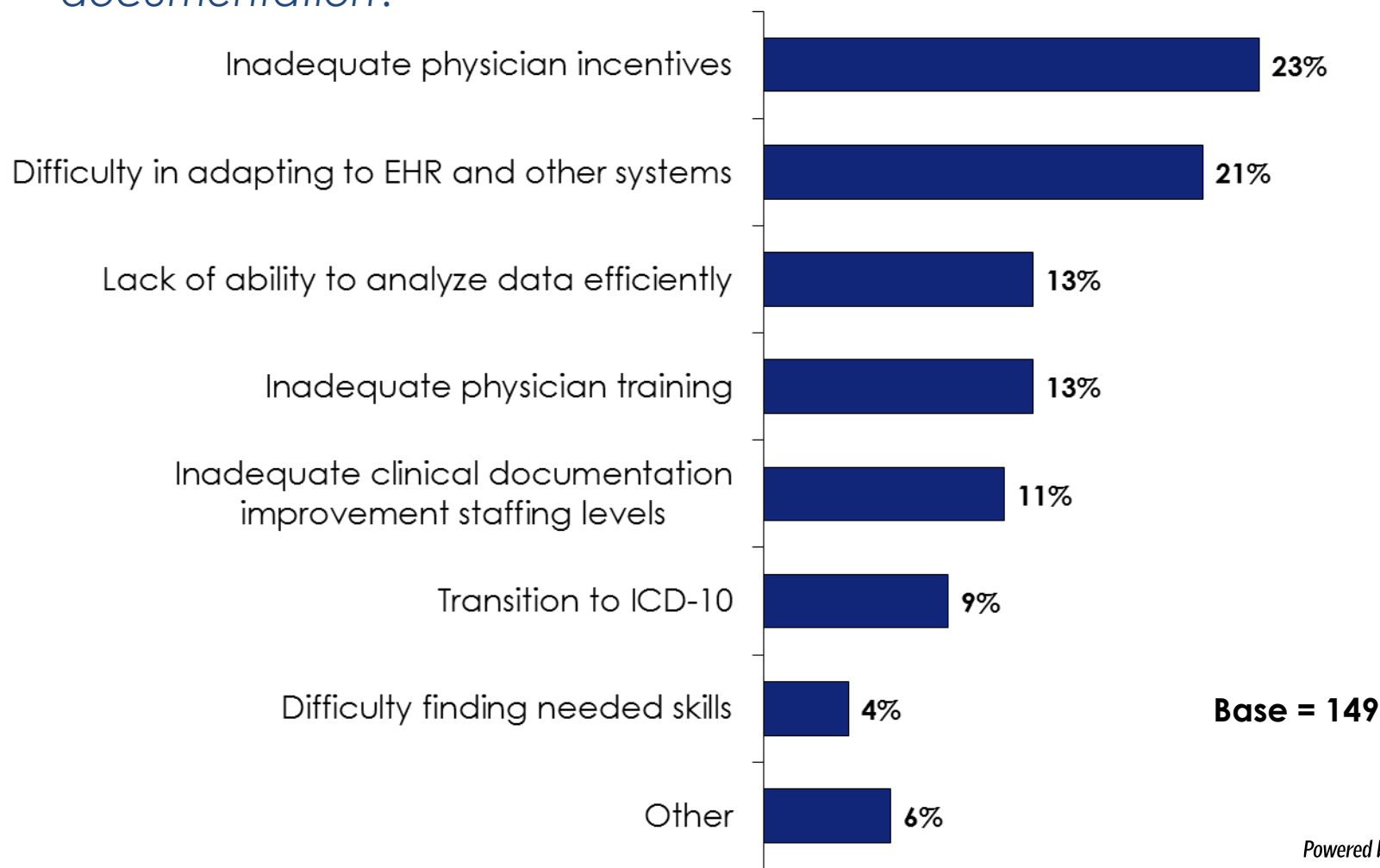
Opportunity for Improved Financial Performance Through Documentation

What is your organization's greatest opportunity to improve financial performance through clinical documentation?



Greatest Barrier to Improved Clinical Documentation

What is your organization's greatest barrier to improved clinical documentation?





Greatest Financial Performance Risk Under Outcomes-Based Reimbursements

What represents your organization's greatest risk to optimal financial performance under the Hospital Value-Based Purchasing Program and other outcomes-based reimbursement models?

