

# HealthLeaders<sup>Media</sup> | Intelligence



## Financial Performance Buzz Survey May 2015



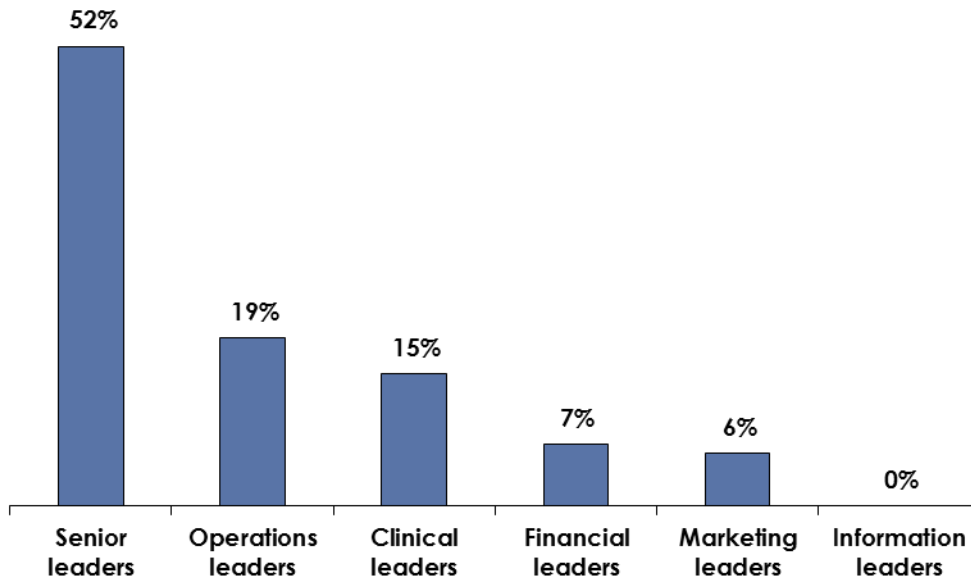
# Methodology

- A three-question survey on financial performance was sent to members of the HealthLeaders Media Council in May 2015
- The HealthLeaders Media Council comprises executives from healthcare provider organizations who collectively deliver the most unbiased industry intelligence available
- A total of 124 completed surveys are included in the analysis
- The margin of error for a base of 124 is +/-8.8% at the 95% confidence interval



# Respondent Profile

# Respondent Profile – Title



Base = 124

## Senior leaders

CEO, Administrator, Chief Operations Officer, Chief Medical Officer, Chief Financial Officer, Executive Dir., Partner, Board Member, Principal Owner, President, Chief of Staff, Chief Information Officer, Chief Nursing Officer, Chief Medical Information Officer

## Clinical leaders

Chief of Cardiology, Chief of Neurology, Chief of Oncology, Chief of Orthopedics, Chief of Radiology, Dir. of Ambulatory Services, Dir. of Clinical Services, Dir. of Emergency Services, Dir. of Inpatient Services, Dir. of Intensive Care Services, Dir. of Nursing, Dir. of Rehabilitation Services, Service Line Director, Dir. of Surgical/Perioperative Services, Medical Director, VP Clinical Informatics, VP Clinical Quality, VP Clinical Services, VP Medical Affairs (Physician Mgmt/MD), VP Nursing

## Operations leaders

Chief Compliance Officer, Chief Purchasing Officer, Asst. Administrator, Chief Counsel, Dir. of Patient Safety, Dir. of Purchasing, Dir. of Quality, Dir. of Safety, VP/Dir. Compliance, VP/Dir. Human Resources, VP/Dir. Operations/Administration, Other VP

## Financial leaders

VP/Dir. Finance, HIM Director, Director of Case Management, Director of Patient Financial Services, Director of RAC, Director of Reimbursement, Director of Revenue Cycle

## Marketing leaders

VP/Dir. Marketing/Sales, VP/Dir. Media Relations

## Information leaders

Chief Technology Officer, VP/Dir. Technology/MIS/IT

# Respondent Profile – Employment

*Which of the following best describes your place of employment?*

	Percent
Hospital	42%
Health system	29%
Physician org	11%
Long-term care/SNF	8%
Ancillary, allied provider	8%
Government, education/academic	2%

**Base = 124**

# Respondent Profile – Size of Organization

**Number of beds**

	Percent
1–199	48%
200–499	29%
500+	23%
<b>Base = 52 (hospitals)</b>	

**Number of sites**

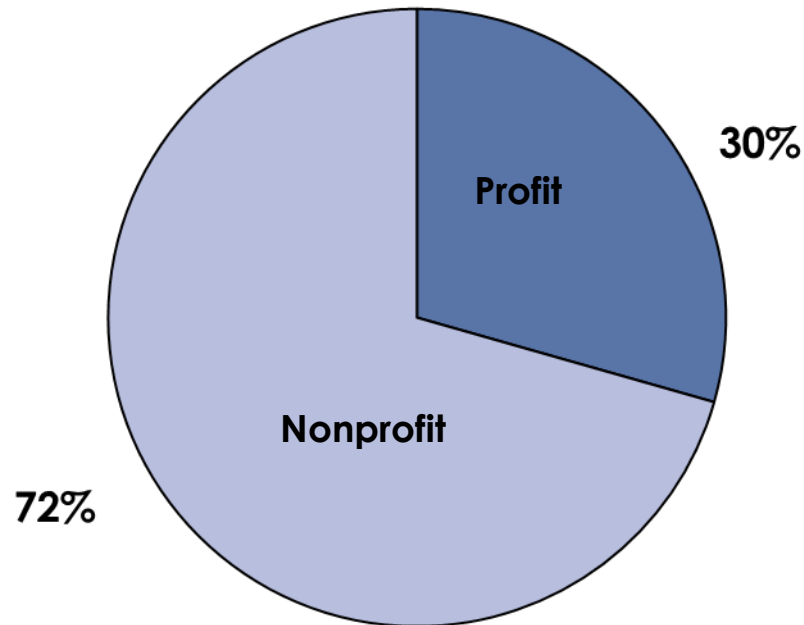
	Percent
1–5	22%
6–20	36%
21–49	42%
<b>Base = 36 (health systems)</b>	

**Number of physicians**

	Percent
1–9	29%
10–49	29%
50+	43%
<b>Base = 14 (physician orgs)</b>	

# Respondent Profile – Type of Organization

*Which best describes your type of organization?*



Base = 124



# Survey Results



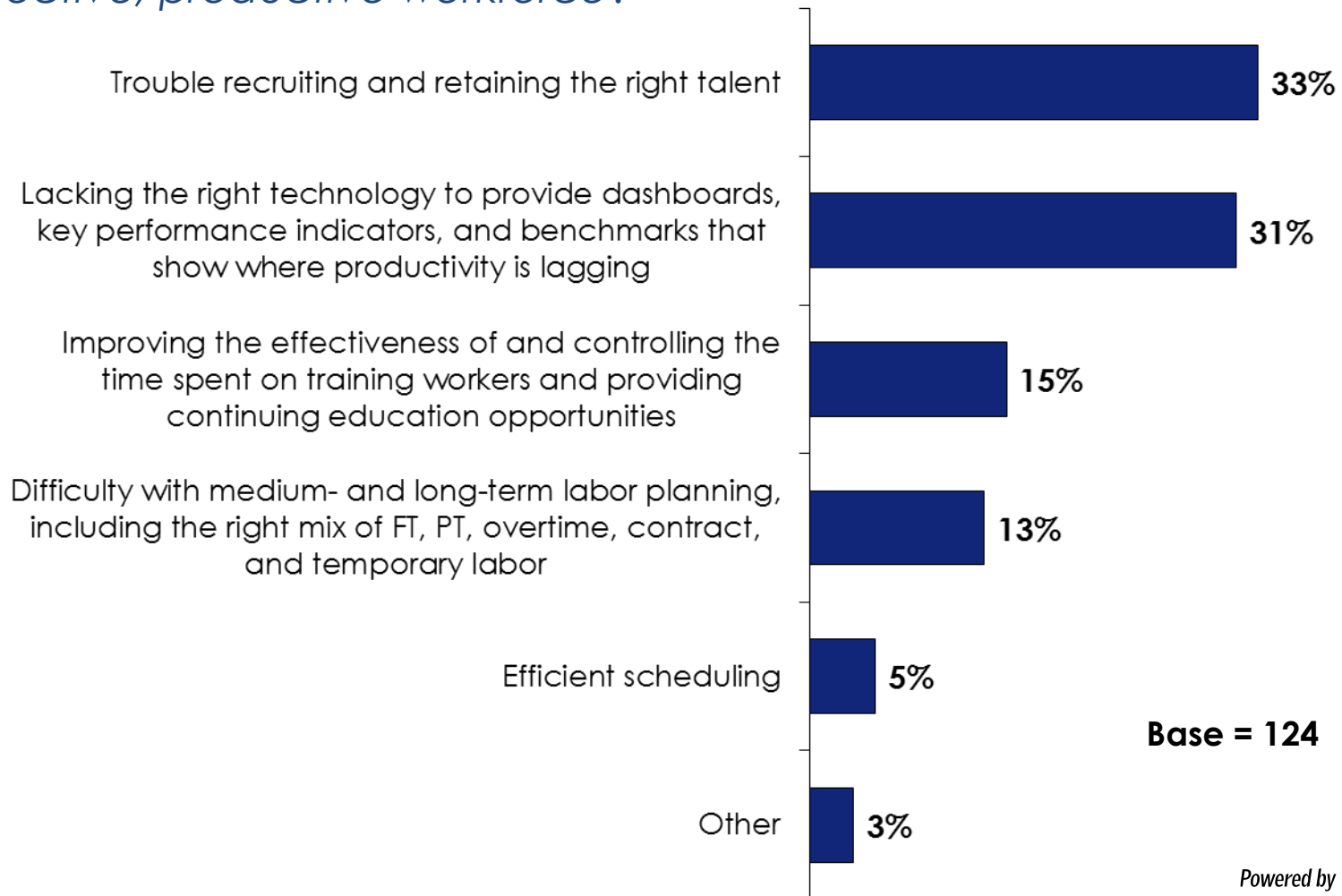
# IT Operating Costs With Biggest Impact on Financial Performance

What information technology operating costs will have the **biggest** impact on your financial performance over the next two years?



## Biggest Impediment to Productive Workforce

What is the *biggest* impediment your organization faces to a cost-effective, productive workforce?



# Most Difficult Challenge With Revenue Cycle Operations

*What is the most difficult challenge facing your organization's revenue cycle operations?*

