

HealthLeaders^{Media} | Intelligence



Risk Sharing Models Buzz Survey May 2013

CONIFER
HEALTH SOLUTIONS™

Powered by **HEALTHLEADERS MEDIA**
Council
Access. Insight. Analysis.

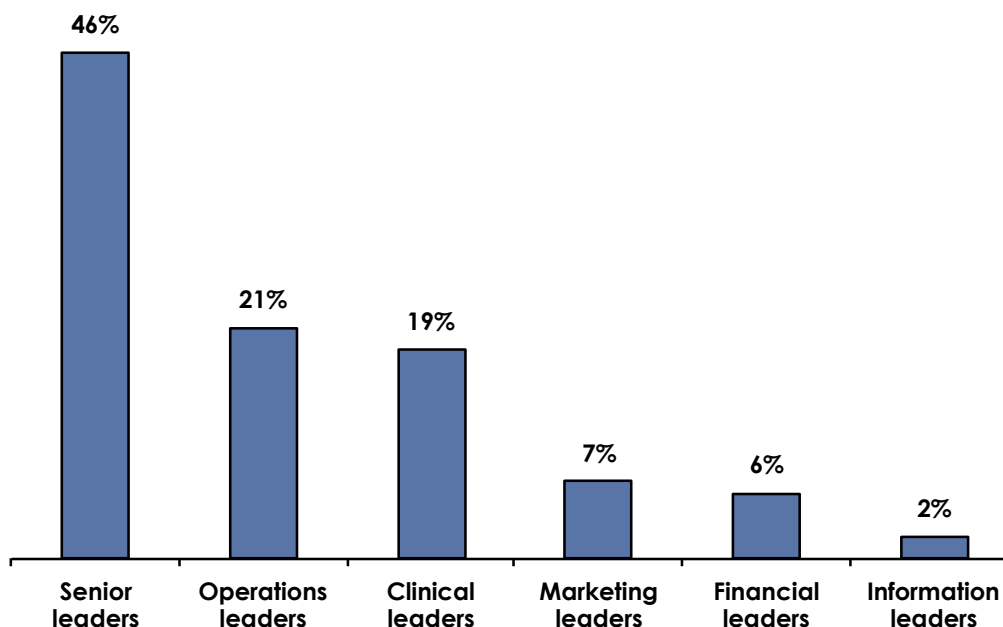
WWW.HEALTHLEADERSMEDIA.COM/INTELLIGENCE

Methodology

- A four-question survey on risk sharing models was sent to members of the HealthLeaders Media Council in May 2013.
- The HealthLeaders Media Council comprises executives from healthcare provider organizations who collectively deliver the most unbiased industry intelligence available.
- A total of 126 completed surveys are included in the analysis.
- The margin of error for a sample size of 126 is +/-8.7% at the 95% confidence interval.

Respondent Profile

Respondent Profile – Title



Base = 126

Senior leaders

CEO, Administrator, Chief Operations Officer, Chief Medical Officer, Chief Financial Officer, Executive Dir., Partner, Board Member, Principal Owner, President, Chief of Staff, Chief Information Officer

Clinical leaders

Chief of Orthopedics, Chief of Radiology, Chief Nursing Officer, Dir. of Ambulatory Services, Dir. of Clinical Services, Dir. of Emergency Services, Dir. of Nursing, Dir. of Rehabilitation Services, Service Line Director, Dir. of Surgical/Perioperative Services, Medical Director, VP Clinical Informatics, VP Clinical Quality, VP Clinical Services, VP Medical Affairs (Physician Mgmt/MD)

Operations leaders

Chief Compliance Officer, Asst. Administrator, Dir. of Patient Safety, Dir. of Quality, Dir. of Safety, VP/Dir. Compliance, VP/Dir. Human Resources, VP/Dir. Operations/Administration, Other VP

Finance leaders

VP/Dir. Finance, HIM Director, Director of Case Management, Director of Revenue Cycle

Marketing leaders

VP/Dir. Marketing/Sales, VP/Dir. Media Relations

Information leaders

Chief Medical Information Officer, Chief Technology Officer, VP/Dir. Technology/MIS/IT

Respondent Profile – Employment

Which of the following best describes your place of employment?

	Percent
Hospital	32%
Health system (IDN/IDS)	30%
Physician org (MSO, PPO, PHO, clinic)	18%
Health plan/insurer	8%
Long-term care/SNF	6%
Ancillary, allied provider	4%
Government, education/academic	2%

Base = 126

Respondent Profile – Size of Organization

Number of Beds

	Percent
1–199	33%
200–499	45%
500+	23%
Base = 40 (hospitals)	

Number of Sites

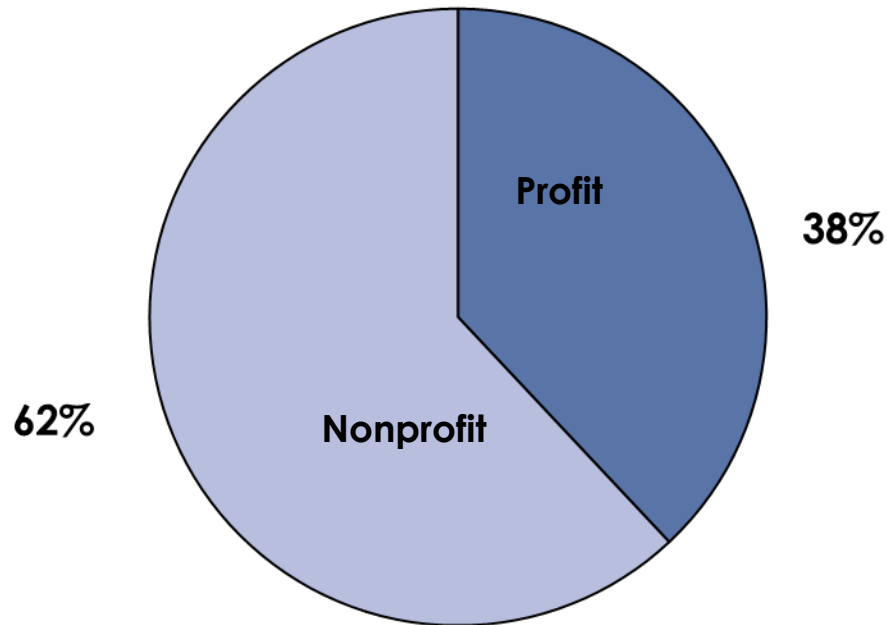
	Percent
1–5	16%
6–20	39%
21–49	45%
Base = 38 (health systems)	

Number of Physicians

	Percent
1–9	0%
10–49	48%
50+	52%
Base = 23 (physician orgs)	

Respondent Profile – Type of Organization

Which best describes your type of organization?

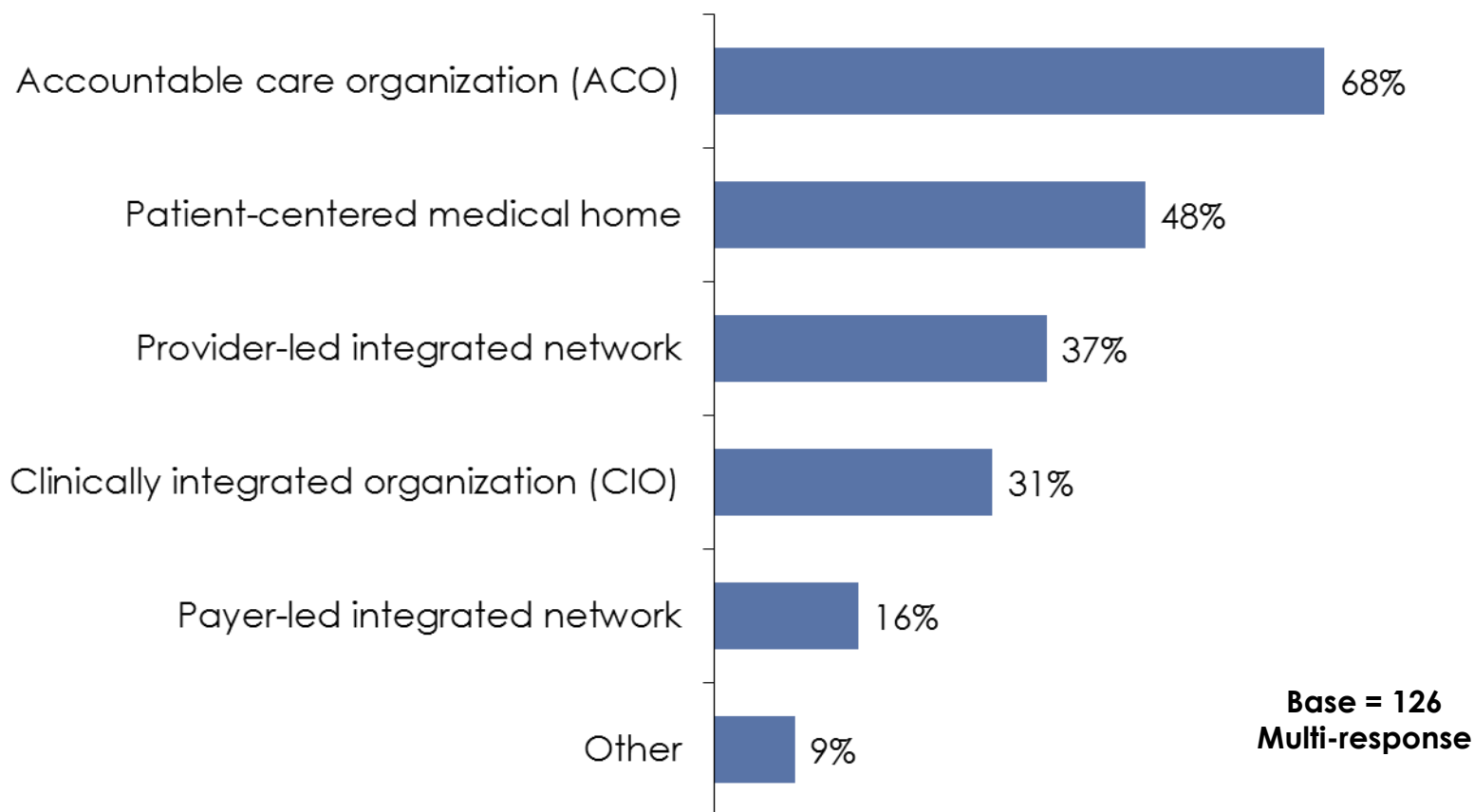


Base = 126

Survey Results

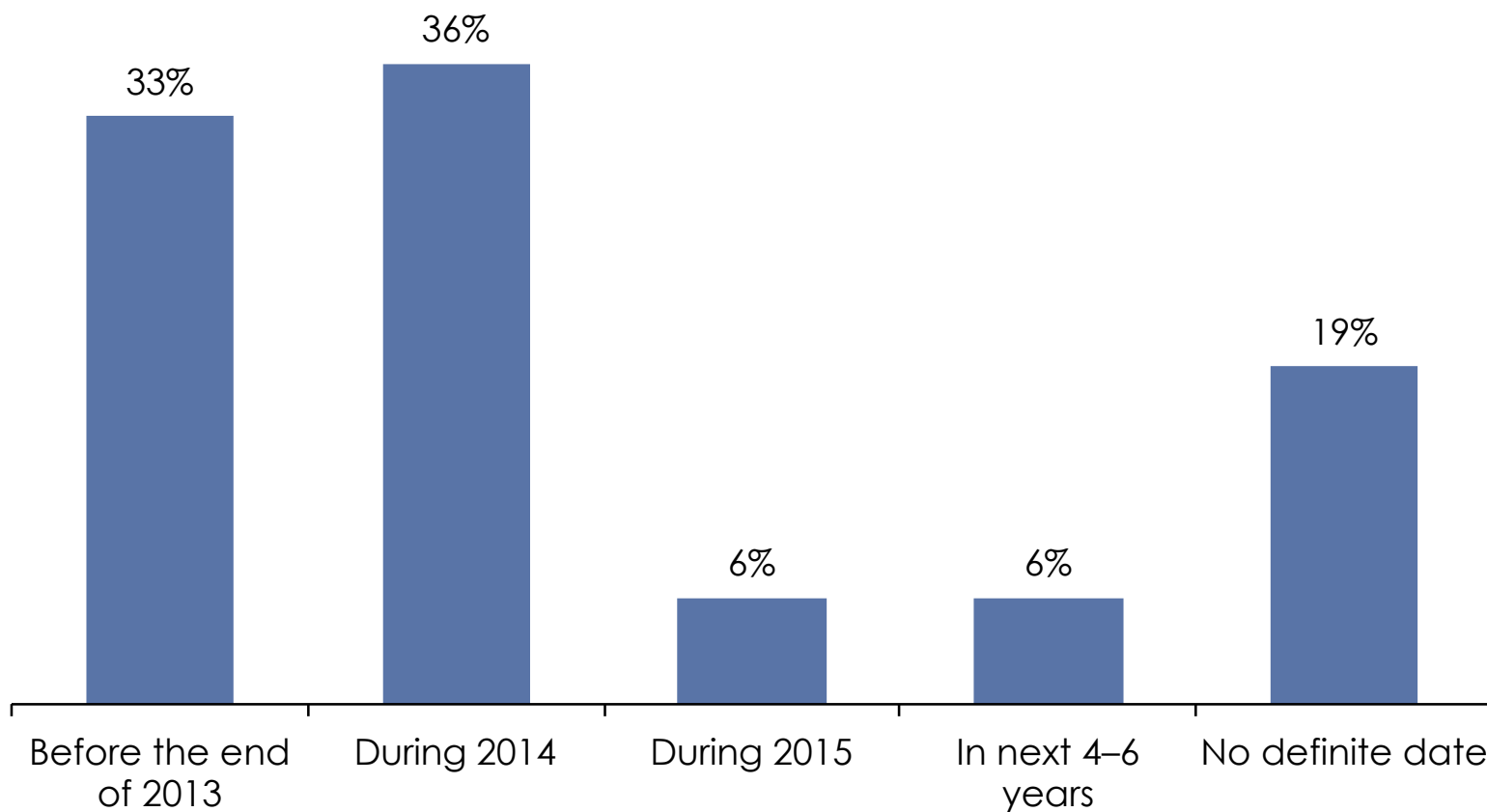
Types of Risk-Sharing Models

What types of risk-sharing models are you considering?



Planning to Implement Risk-Sharing Models

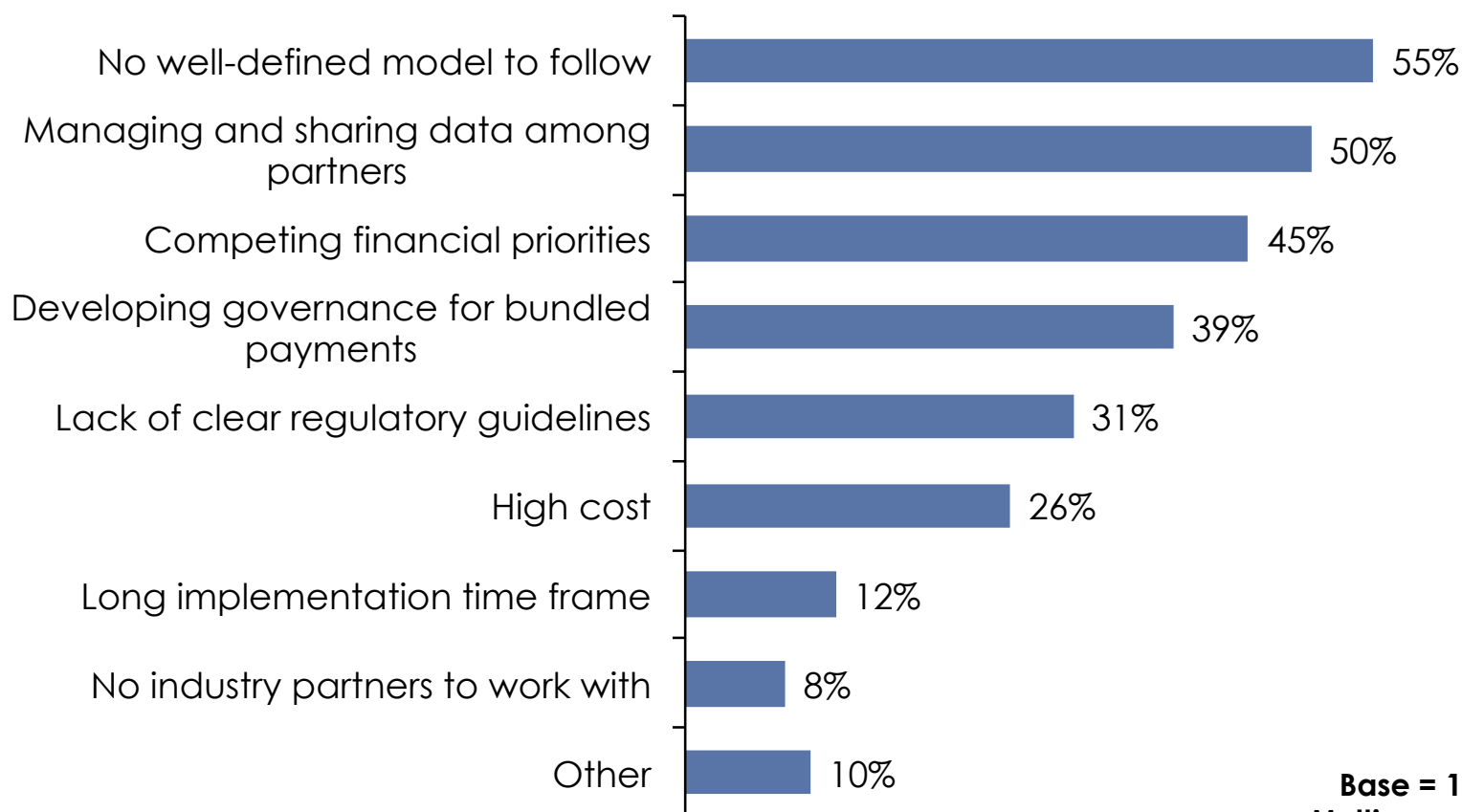
When are you planning to implement risk-sharing models?



Base = 126

Challenges in Establishing a Shared-Risk Model

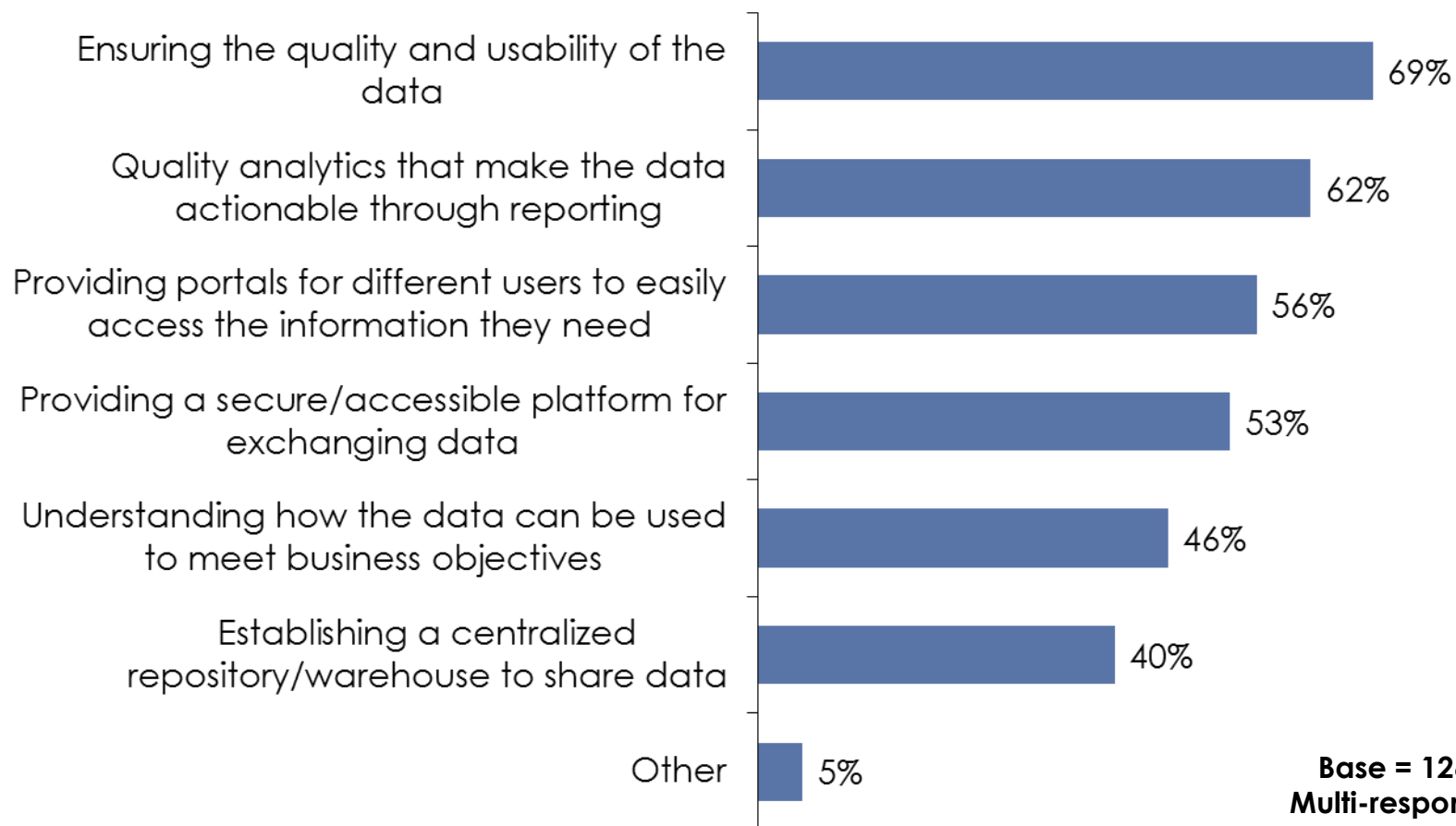
What are the top three challenges in establishing a shared-risk model?



Base = 126
Multi-response

Challenges in Managing and Sharing Data

What do you view as the challenges *in managing and sharing data* in a shared-risk model?



Base = 126
Multi-response